

Home Learning Menu: Space!



Communication & Language Practise in play

Evaluative Talk
 I made this train.
 "I like the way the wheels rotate"
 I've done this picture.
 "I can see you have put lots of detail in there, flowers, people, trees"
 I like this because.....
 I made this.....
 I did this.....
 I've done this.....

Physical Development

Can you practise putting on and taking off you PE kit independently?

Literacy

- Each week enjoy your
 - Phonics sheet
 - Reading for pleasure (fun) book
 - Guided Reading book
 - Practise forming patterns

Mathematics

Count to 30
 Practise counting everything
 Practise writing numbers
 Break numbers up and put them back together again

"I had 10 peas, now I have 4 + 6!"

Expressive Arts and Design

What can you make with a box?
 Can you design and then evaluate your product afterwards?



Jellies and Zig-zags



Loopies and Waves



Personal, Social & Emotional Development

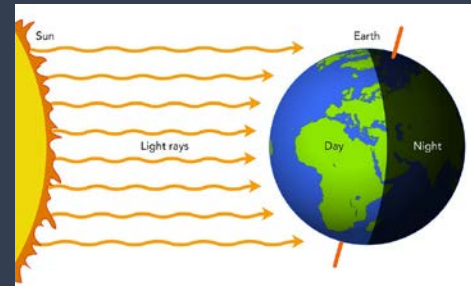
Notice emotions all around you, online & on the TV. Pause to talk about how others are feeling and the good and silly choices they make. Model making a mistake and apologising. We love Bluey and Bing!

Sick	Calm	Frustrated	Mad/Angry
Sad	Happy	Worried	Mean
Tired	Focused	Silly	Yelling/Hitting
Bored	Ready to Learn	Excited	Out of Control
Blue	Green	Yellow	Red

What Zone Are You In?


Understanding the World

Go on a winter walk! How has the weather changed?
 Spot stars are night? Discuss how they light up the sky? What else can you find?
 Keep looking out for the swift and swallow murmurations.



Number Formation Rhymes


Free Printable at TeachingMama.org



© TeachingMama.org

Around and around
And around we go...
When we get home we have a zero.

A large dashed number 0 is shown with a red starting dot at the top right. Below it is a colorful banner with triangles in green, orange, blue, and yellow.



© TeachingMama.org

Around a tree,
Around a tree,
That's the way to make a three!


A large dashed number 3 is shown with a red starting dot at the top right. Below it are three green trees of varying heights.



© TeachingMama.org

Make a curve,
Then make a loop,
There are no tricks to make a six!

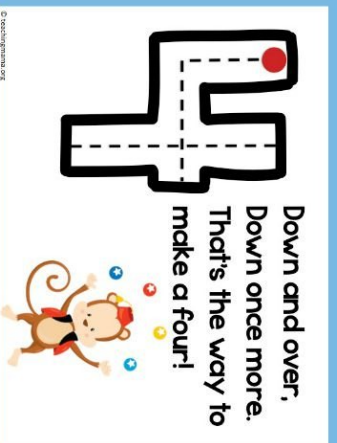
A large dashed number 6 is shown with a red starting dot at the top right. Below it are two colorful balloons (blue, yellow, red) and two small bees.



© TeachingMama.org

Number 1 is like a stick,
A straight line that is very quick.

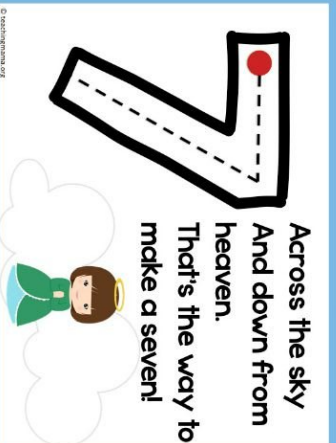
A large dashed number 1 is shown with a red starting dot at the top right. Below it is a brown tree branch with green leaves.



© TeachingMama.org

Down and over,
Down once more,
That's the way to make a four!


A large dashed number 4 is shown with a red starting dot at the top right. Below it is a cartoon monkey holding a small blue ball.



© TeachingMama.org

Across the sky
And down from heaven,
That's the way to make a seven!


A large dashed number 7 is shown with a red starting dot at the top right. Below it is a cartoon boy in a green suit standing on a white cloud.



© TeachingMama.org

Around and back on the railroad track,
Two, two,
Two, two,
Two, two!

A large dashed number 2 is shown with a red starting dot at the top right. Below it is a colorful train with a red engine and yellow, green, and purple cars.



© TeachingMama.org

Straight line down,
Then around,
Hat on top
And five's a clown!


A large dashed number 5 is shown with a red starting dot at the top right. Below it is a cartoon clown in a red and white striped shirt and blue pants.



© TeachingMama.org

Make an S
And do not wait,
Go back up
And that's an eight!

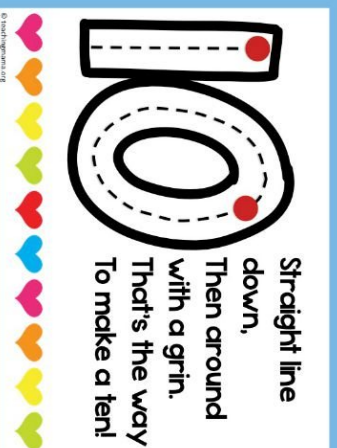
A large dashed number 8 is shown with a red starting dot at the top right. Below it is a blue race car with a checkered flag.



© TeachingMama.org

A loop and a line,
That makes a nine!

A large dashed number 9 is shown with a red starting dot at the top right. Below it is a colorful rainbow with white clouds on either side.



© TeachingMama.org

Straight line down,
Then around with a grin,
That's the way to make a ten!

A large dashed number 10 is shown with a red starting dot at the top right. Below it is a row of ten colorful hearts in various colors.