

Kent Test 2025

(PESE/11+)

Information for Parents

Kent Test - Kent County Council

<https://atomlearning.com/blog/the-kent-test>

Key Dates

- Any Year 5 pupil who is interested in a Kent grammar school place for September 2026 MUST register to take part in the test.
- Parental choice and responsibility to register child.
- Registration opens on **Monday 2nd June 2025** and closes on **1st July 2025**.
- **Email confirmation of booking.**
- Grammar schools in Kent provide for children in about the top 20% of the ability range.
- **School will receive list of pupils registered on the 5th July.**
- Tests take place in school on **Thursday 11th September 2025**.
- Results to be published **16th October 2025** by email to parents directly.
- National school offer day is on **Monday 2nd March 2026**

Test Content

First 2 papers are multiple-choice tests with a separate answer sheet. Marked by an automated marking machine.

English and maths paper and will take 30 minutes each.

- Each section will involve a 5-minute practice exercise followed by a 25-minute test.
 - **English** - a comprehension exercise, as well as some additional questions drawn from a set designed to test literacy skills (spelling, punctuation and grammar).
 - **Maths** – based on variety of topics. A small number of questions will be based on things already taught but may be much harder to test child's ability to apply taught skills.

Reasoning paper. It will take about 1 hour, including the practice sections and questions.

- It will contain a verbal reasoning section and a non-verbal reasoning section (including spatial) of roughly the same length. The non-verbal reasoning will be split into short sections, administered and timed individually.

Writing task 40 minutes, including 10 minutes planning time.

- A series of titles, story openers, topics for pupils to free write.

English

Read this passage carefully, then answer the questions that follow.

Pandas

1. The giant panda is a bear native to south central China. It has a black-and-white coat and is easily recognized by the large, distinctive, black patches around its eyes, over the ears, and across its round body. Scientists think that the bold colouring provides effective camouflage for the pandas in their snowy and rocky habitat. The giant
5. panda's thick, woolly coat keeps it warm in the cool forests of its habitat. Pandas can be four to six feet long and male pandas can weigh up to 160 kg, which is about the same as two humans.

*Please answer these questions. (Look at the passage again if you need to.)
You should choose the best answer and mark its letter on your answer sheet.*

7

Practice

Why do scientists think pandas have a black-and-white coat?

Pandas have a black-and-white coat ...

- A** to attract other pandas.
- B** to make it easier to spot pandas.
- C** to keep pandas cool in the summer.
- D** so that pandas blend in with their environment.
- E** so that pandas look different from other bears.

Work out the correct answer and mark it on the answer sheet.

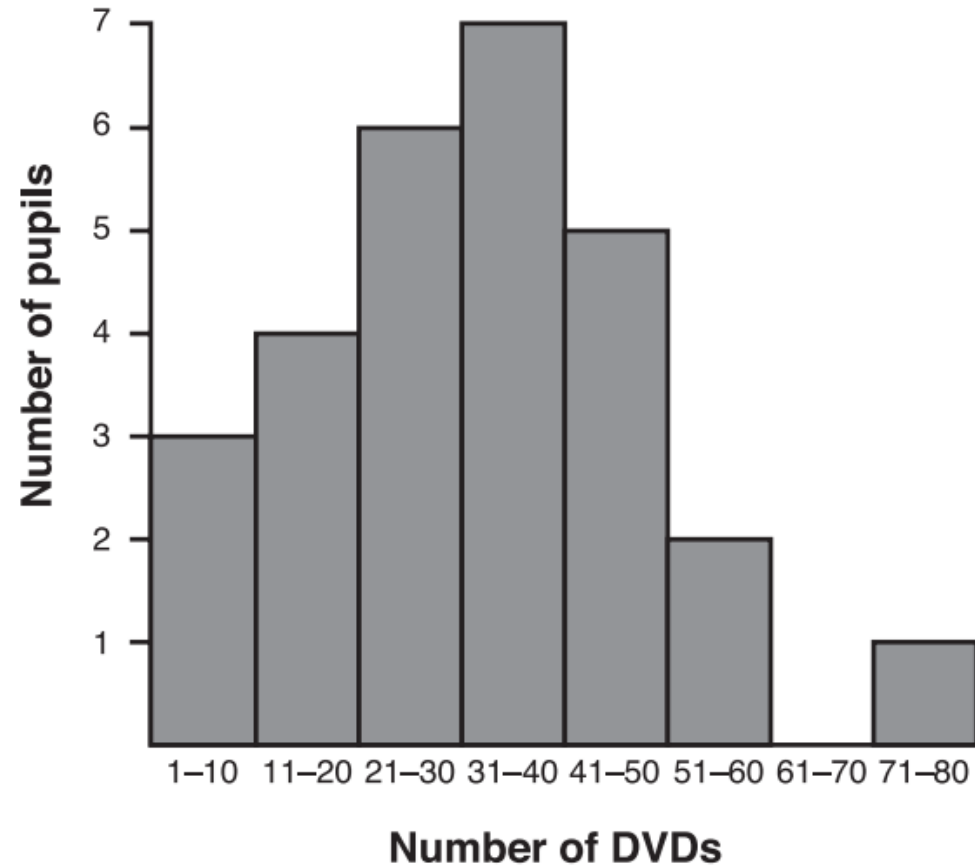
Answer is D –
understanding the
meaning of camouflage.

Maths

10

Practice

This shows the number of DVDs owned by a class of 30 pupils.



Answer is B

Survey has 28 elements of data therefore 2 missing from the survey.

How many pupils do not own any DVDs?

- A 1 B 2 C 3 D 4 E 61-70

Reasoning Test

The Reasoning Test itself has three sections:

- One testing how well you can think using words and symbols (verbal reasoning);
- One testing how well you can think about relationships between shapes and patterns (non-verbal reasoning);
- One testing how well you can manipulate shapes and space in your head (spatial reasoning).

Using these tests together gives a reliable overall picture of your reasoning ability.

Verbal

In these questions, the same letter must fit into both sets of brackets, to complete the word in front of the brackets and begin the word after the brackets.

1

Example

dis [?] urt

muc [?] ole

A p

B h

C e

D s

E k

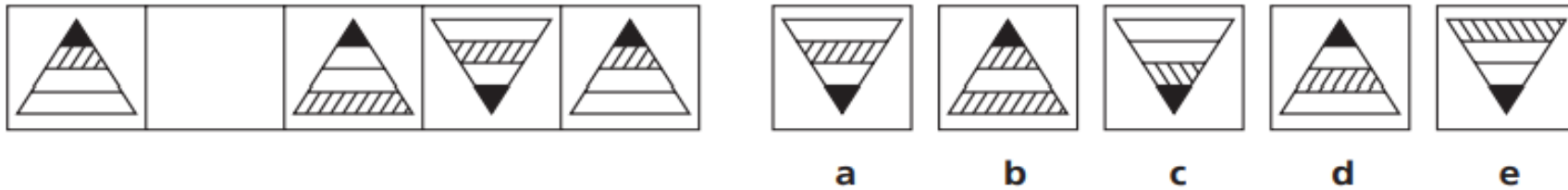
*The answer is **h** (the four new words are **dish, hurt, much** and **hole**) and this has been marked on the answer sheet on page 15. Now try the practice question below:*

Non-Verbal

To the left in the row of shapes below there are five squares arranged in order. One of these squares has been left empty. Find which one of the five squares on the right should **take the place** of the empty square and **mark its letter on your answer sheet**.

4

Example: Complete the series



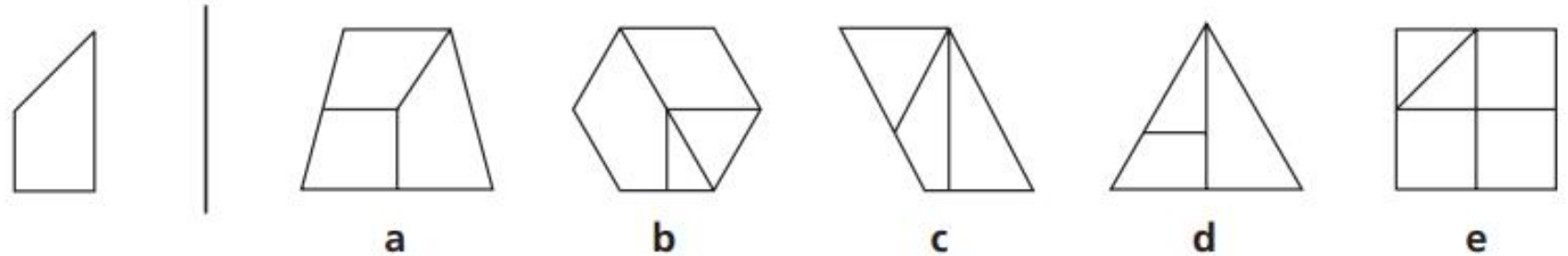
*The answer is **a**. This series has two rules. Firstly, the triangle flips over to point up, then down, then up etc. Secondly, the striped bar moves down a row each time until it gets to the bottom of the triangle when it moves up again. Therefore the missing shape must be a triangle pointing down with the striped bar two rows down. The answer **a** has been marked on the answer sheet on page 15. Now try the practice question below:*

Spatial

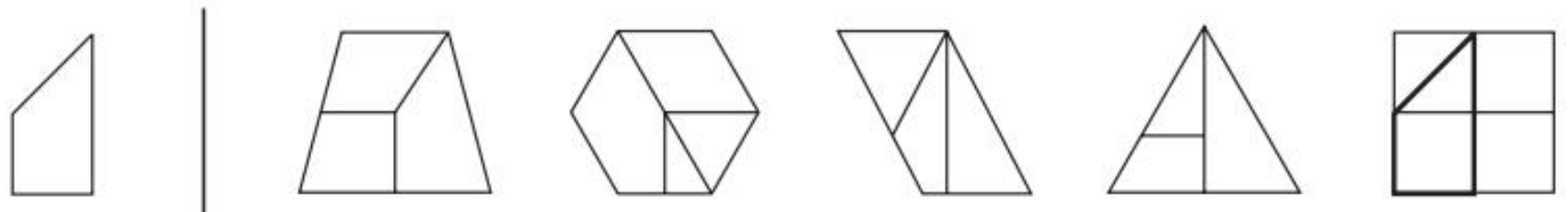
These questions contain hidden shapes. The shape on the left is the target. The target is hidden in one of the five shapes to the right of the line. **It is exactly the same size and same way round where it is hidden.** All of the sides of the target must be visible in the shape where it is hiding. Choose which of the five shapes contains the hidden target and **mark its letter on your answer sheet.**

3

Example



*The answer is **e**. The hidden target is shown in bold below so that you can clearly see this, and the answer **e** has been marked on the answer sheet on page 15.*



Answer Sheet

Pupil's Name		Test Date																																																																																																													
School Name																																																																																																															
Test Results		PUPILS REG. NUMBER																																																																																																													
Raw Score	<input style="width: 90%;" type="text"/>	<input style="width: 100%;" type="text"/>																																																																																																													
Standardized Score	<input style="width: 90%;" type="text"/>	<table border="1" style="width: 100%; border-collapse: collapse; font-size: 8px;"> <tr><th>1</th><th>2</th><th>3</th><th>4</th><th>5</th><th>6</th><th>7</th><th>8</th><th>9</th></tr> <tr><td>←0→</td><td>←1→</td><td>←2→</td><td>←3→</td><td>←4→</td><td>←5→</td><td>←6→</td><td>←7→</td><td>←8→</td></tr> <tr><td>←9→</td><td>←0→</td><td>←1→</td><td>←2→</td><td>←3→</td><td>←4→</td><td>←5→</td><td>←6→</td><td>←7→</td></tr> <tr><td>←8→</td><td>←9→</td><td>←0→</td><td>←1→</td><td>←2→</td><td>←3→</td><td>←4→</td><td>←5→</td><td>←6→</td></tr> <tr><td>←7→</td><td>←8→</td><td>←9→</td><td>←0→</td><td>←1→</td><td>←2→</td><td>←3→</td><td>←4→</td><td>←5→</td></tr> <tr><td>←6→</td><td>←7→</td><td>←8→</td><td>←9→</td><td>←0→</td><td>←1→</td><td>←2→</td><td>←3→</td><td>←4→</td></tr> <tr><td>←5→</td><td>←6→</td><td>←7→</td><td>←8→</td><td>←9→</td><td>←0→</td><td>←1→</td><td>←2→</td><td>←3→</td></tr> <tr><td>←4→</td><td>←5→</td><td>←6→</td><td>←7→</td><td>←8→</td><td>←9→</td><td>←0→</td><td>←1→</td><td>←2→</td></tr> <tr><td>←3→</td><td>←4→</td><td>←5→</td><td>←6→</td><td>←7→</td><td>←8→</td><td>←9→</td><td>←0→</td><td>←1→</td></tr> <tr><td>←2→</td><td>←3→</td><td>←4→</td><td>←5→</td><td>←6→</td><td>←7→</td><td>←8→</td><td>←9→</td><td>←0→</td></tr> <tr><td>←1→</td><td>←2→</td><td>←3→</td><td>←4→</td><td>←5→</td><td>←6→</td><td>←7→</td><td>←8→</td><td>←9→</td></tr> <tr><td>←0→</td><td>←1→</td><td>←2→</td><td>←3→</td><td>←4→</td><td>←5→</td><td>←6→</td><td>←7→</td><td>←8→</td></tr> </table>		1	2	3	4	5	6	7	8	9	←0→	←1→	←2→	←3→	←4→	←5→	←6→	←7→	←8→	←9→	←0→	←1→	←2→	←3→	←4→	←5→	←6→	←7→	←8→	←9→	←0→	←1→	←2→	←3→	←4→	←5→	←6→	←7→	←8→	←9→	←0→	←1→	←2→	←3→	←4→	←5→	←6→	←7→	←8→	←9→	←0→	←1→	←2→	←3→	←4→	←5→	←6→	←7→	←8→	←9→	←0→	←1→	←2→	←3→	←4→	←5→	←6→	←7→	←8→	←9→	←0→	←1→	←2→	←3→	←4→	←5→	←6→	←7→	←8→	←9→	←0→	←1→	←2→	←3→	←4→	←5→	←6→	←7→	←8→	←9→	←0→	←1→	←2→	←3→	←4→	←5→	←6→	←7→	←8→	←9→	←0→	←1→	←2→	←3→	←4→	←5→	←6→	←7→	←8→
1	2	3	4	5	6	7	8	9																																																																																																							
←0→	←1→	←2→	←3→	←4→	←5→	←6→	←7→	←8→																																																																																																							
←9→	←0→	←1→	←2→	←3→	←4→	←5→	←6→	←7→																																																																																																							
←8→	←9→	←0→	←1→	←2→	←3→	←4→	←5→	←6→																																																																																																							
←7→	←8→	←9→	←0→	←1→	←2→	←3→	←4→	←5→																																																																																																							
←6→	←7→	←8→	←9→	←0→	←1→	←2→	←3→	←4→																																																																																																							
←5→	←6→	←7→	←8→	←9→	←0→	←1→	←2→	←3→																																																																																																							
←4→	←5→	←6→	←7→	←8→	←9→	←0→	←1→	←2→																																																																																																							
←3→	←4→	←5→	←6→	←7→	←8→	←9→	←0→	←1→																																																																																																							
←2→	←3→	←4→	←5→	←6→	←7→	←8→	←9→	←0→																																																																																																							
←1→	←2→	←3→	←4→	←5→	←6→	←7→	←8→	←9→																																																																																																							
←0→	←1→	←2→	←3→	←4→	←5→	←6→	←7→	←8→																																																																																																							
Marker's Initials	<input style="width: 90%;" type="text"/>	<table border="1" style="width: 100%; border-collapse: collapse; font-size: 8px;"> <thead> <tr style="background-color: #f2f2f2;"> <th colspan="3">DATE OF BIRTH</th> </tr> <tr style="background-color: #f2f2f2;"> <th>Day</th> <th>Month</th> <th>Year</th> </tr> </thead> <tbody> <tr><td>←0→</td><td>←0→</td><td>January <input type="checkbox"/></td><td>1997 <input type="checkbox"/></td></tr> <tr><td>←1→</td><td>←1→</td><td>February <input type="checkbox"/></td><td>1998 <input type="checkbox"/></td></tr> <tr><td>←2→</td><td>←2→</td><td>March <input type="checkbox"/></td><td>1999 <input type="checkbox"/></td></tr> <tr><td>←3→</td><td>←3→</td><td>April <input type="checkbox"/></td><td>2000 <input type="checkbox"/></td></tr> <tr><td>←4→</td><td>←4→</td><td>May <input type="checkbox"/></td><td>2001 <input type="checkbox"/></td></tr> <tr><td>←5→</td><td>←5→</td><td>June <input type="checkbox"/></td><td>2002 <input type="checkbox"/></td></tr> <tr><td>←6→</td><td>←6→</td><td>July <input type="checkbox"/></td><td>2003 <input type="checkbox"/></td></tr> <tr><td>←7→</td><td>←7→</td><td>August <input type="checkbox"/></td><td>2004 <input type="checkbox"/></td></tr> <tr><td>←8→</td><td>←8→</td><td>September <input type="checkbox"/></td><td>2005 <input type="checkbox"/></td></tr> <tr><td>←9→</td><td>←9→</td><td>October <input type="checkbox"/></td><td>2006 <input type="checkbox"/></td></tr> <tr><td></td><td></td><td>November <input type="checkbox"/></td><td>2007 <input type="checkbox"/></td></tr> <tr><td></td><td></td><td>December <input type="checkbox"/></td><td>2008 <input type="checkbox"/></td></tr> </tbody> </table>		DATE OF BIRTH			Day	Month	Year	←0→	←0→	January <input type="checkbox"/>	1997 <input type="checkbox"/>	←1→	←1→	February <input type="checkbox"/>	1998 <input type="checkbox"/>	←2→	←2→	March <input type="checkbox"/>	1999 <input type="checkbox"/>	←3→	←3→	April <input type="checkbox"/>	2000 <input type="checkbox"/>	←4→	←4→	May <input type="checkbox"/>	2001 <input type="checkbox"/>	←5→	←5→	June <input type="checkbox"/>	2002 <input type="checkbox"/>	←6→	←6→	July <input type="checkbox"/>	2003 <input type="checkbox"/>	←7→	←7→	August <input type="checkbox"/>	2004 <input type="checkbox"/>	←8→	←8→	September <input type="checkbox"/>	2005 <input type="checkbox"/>	←9→	←9→	October <input type="checkbox"/>	2006 <input type="checkbox"/>			November <input type="checkbox"/>	2007 <input type="checkbox"/>			December <input type="checkbox"/>	2008 <input type="checkbox"/>																																																						
DATE OF BIRTH																																																																																																															
Day	Month	Year																																																																																																													
←0→	←0→	January <input type="checkbox"/>	1997 <input type="checkbox"/>																																																																																																												
←1→	←1→	February <input type="checkbox"/>	1998 <input type="checkbox"/>																																																																																																												
←2→	←2→	March <input type="checkbox"/>	1999 <input type="checkbox"/>																																																																																																												
←3→	←3→	April <input type="checkbox"/>	2000 <input type="checkbox"/>																																																																																																												
←4→	←4→	May <input type="checkbox"/>	2001 <input type="checkbox"/>																																																																																																												
←5→	←5→	June <input type="checkbox"/>	2002 <input type="checkbox"/>																																																																																																												
←6→	←6→	July <input type="checkbox"/>	2003 <input type="checkbox"/>																																																																																																												
←7→	←7→	August <input type="checkbox"/>	2004 <input type="checkbox"/>																																																																																																												
←8→	←8→	September <input type="checkbox"/>	2005 <input type="checkbox"/>																																																																																																												
←9→	←9→	October <input type="checkbox"/>	2006 <input type="checkbox"/>																																																																																																												
		November <input type="checkbox"/>	2007 <input type="checkbox"/>																																																																																																												
		December <input type="checkbox"/>	2008 <input type="checkbox"/>																																																																																																												
Checker's Initials	<input style="width: 90%;" type="text"/>																																																																																																														

Please mark boxes with a thin horizontal line like this .

VERBAL REASONING

<div style="display: flex; justify-content: space-around; margin-bottom: 5px;"> <div style="border: 1px solid red; padding: 5px; text-align: center;"> 1 EXAMPLE </div> <div style="border: 1px solid red; padding: 5px; text-align: center;"> 1 PRACTICE </div> </div> <table style="width: 100%; border-collapse: collapse;"> <tr><td style="width: 50%; text-align: center;">p <input type="checkbox"/></td><td style="width: 50%; text-align: center;">f <input type="checkbox"/></td></tr> <tr><td style="text-align: center;">h <input checked="" type="checkbox"/></td><td style="text-align: center;">r <input type="checkbox"/></td></tr> <tr><td style="text-align: center;">e <input type="checkbox"/></td><td style="text-align: center;">p <input type="checkbox"/></td></tr> <tr><td style="text-align: center;">s <input type="checkbox"/></td><td style="text-align: center;">m <input type="checkbox"/></td></tr> <tr><td style="text-align: center;">k <input type="checkbox"/></td><td style="text-align: center;">l <input type="checkbox"/></td></tr> </table>	p <input type="checkbox"/>	f <input type="checkbox"/>	h <input checked="" type="checkbox"/>	r <input type="checkbox"/>	e <input type="checkbox"/>	p <input type="checkbox"/>	s <input type="checkbox"/>	m <input type="checkbox"/>	k <input type="checkbox"/>	l <input type="checkbox"/>	<div style="display: flex; justify-content: space-around; margin-bottom: 5px;"> <div style="border: 1px solid red; padding: 5px; text-align: center;"> 2 EXAMPLE </div> <div style="border: 1px solid red; padding: 5px; text-align: center;"> 2 PRACTICE </div> </div> <table style="width: 100%; border-collapse: collapse;"> <tr><td style="width: 50%; text-align: center;">holiday <input type="checkbox"/></td><td style="width: 50%; text-align: center;">kind <input type="checkbox"/></td></tr> <tr><td style="text-align: center;">travel <input type="checkbox"/></td><td style="text-align: center;">tidy <input type="checkbox"/></td></tr> <tr><td style="text-align: center;">drop <input type="checkbox"/></td><td style="text-align: center;">deal <input type="checkbox"/></td></tr> <tr><td style="text-align: center;">trip <input checked="" type="checkbox"/></td><td style="text-align: center;">sort <input type="checkbox"/></td></tr> <tr><td style="text-align: center;">trap <input type="checkbox"/></td><td style="text-align: center;">style <input type="checkbox"/></td></tr> </table>	holiday <input type="checkbox"/>	kind <input type="checkbox"/>	travel <input type="checkbox"/>	tidy <input type="checkbox"/>	drop <input type="checkbox"/>	deal <input type="checkbox"/>	trip <input checked="" type="checkbox"/>	sort <input type="checkbox"/>	trap <input type="checkbox"/>	style <input type="checkbox"/>
p <input type="checkbox"/>	f <input type="checkbox"/>																				
h <input checked="" type="checkbox"/>	r <input type="checkbox"/>																				
e <input type="checkbox"/>	p <input type="checkbox"/>																				
s <input type="checkbox"/>	m <input type="checkbox"/>																				
k <input type="checkbox"/>	l <input type="checkbox"/>																				
holiday <input type="checkbox"/>	kind <input type="checkbox"/>																				
travel <input type="checkbox"/>	tidy <input type="checkbox"/>																				
drop <input type="checkbox"/>	deal <input type="checkbox"/>																				
trip <input checked="" type="checkbox"/>	sort <input type="checkbox"/>																				
trap <input type="checkbox"/>	style <input type="checkbox"/>																				

Test Score

- Your child will get 3 standardised scores: one for English, one for maths and one for reasoning, and a total (aggregate) score.
- Standardisation is a statistical process which compares your child's performance with the average performance of other children in each test. A slight adjustment is made to take account of each child's age so that the youngest are not at a disadvantage.
- **Total score of 332 or more is required with no individual score less than 109. The highest possible total score is 423.**
- The score for each paper and aggregate score **changes yearly**. If a pupil misses out by 1 or 2 marks in one subject, it may go to a head teacher appeal where schoolwork is submitted and accessed by head teachers from primary and secondary schools.

Special Arrangements

- Any participating school can request special arrangements on behalf of a child whose access to testing is compromised by disability or SEND
- The aim of these arrangements are to allow for better access, not to maximise a test score.
- The decision to grant special arrangements is **not the school**, but an external panel who review each case. The final decision of the panel is **not subject to appeal**.
- For children who require special arrangements, evidence must be submitted by the school no later than **1st July 2025**

What concessions are offered?

Each case is reviewed on an individual basis and there is no set criteria. There is however a list of what is a typical offering, and this must be proven to be the case daily for the child in class.

Physical or Sensory disability	ASD and ADHD	Diabetes/ medical conditions	Specific Learning Difficulties
Enlarged papers	Separate space	Separate space	Laptop for writing exercise
Support of a scribe	Rest breaks	Easy access to bathrooms	Reader for occasional words
Specialist equipment (including fidget tool, pencil grips, wobble cushions, therabands)	Prompt	Easy access to water	Scribe
Rest breaks	Specialist equipment (including fidget tool, pencil grips, wobble cushions, therabands)	Rest breaks	Extra time (max 25%)
Extra time (25%)	Laptop for writing exercise		

Highsted and Borden Test

- These must be registered separately
- Pupils must be registered for the Kent Test
- If special arrangements have been granted by Kent, we can send these to these school.
- These secondary schools **do not** share who is testing or any results with primary schools so let us know directly.
- Selective Testing FORMS – completing this will enable us to apply for any possible special arrangements

What next?

- To register, you will need to visit

www.kent.gov.uk/kenttest

Complete the Forms to share if you are registering for the Kent Test =
Bobbing Forms

Iwade Forms - TBC

We cannot apply for special arrangements after 1st July, so please inform us if your child is taking the test.

Thank you