

Parents and Carers guide to remote education

Updated: December 2022

In line with the latest Government guidance, children will continue to be offered remote education when they are:

- At home isolating as they have tested positive for Covid; they are only expected to learn from home if they are well enough to do so
- In line with any changes in Government guidance as we are notified
- On occasions where it is not possible to open the school safely, such as in severe weather, remote education will be sent on day 3 of a school closure for severe weather

Once teachers are aware that a child is absent from school having tested positive, they will contact you to see if your child is well enough for remote education. If you feel they are well enough, remote education will be sent, otherwise we ask that you contact the teacher to let them know when you would like this sent to your child.

See [Providing remote education: guidance for schools - GOV.UK \(www.gov.uk\)](https://www.gov.uk/guidance/providing-remote-education-guidance-for-schools) for more information.

The guidance recommends that pupils should have access to remote education which is in proportion to the length of absence and disruption to their learning.

What is taught to pupils at home?

Our remote education is designed to reflect the core teaching delivered in school, within the restrictions of the timings for learning at home. This should include time for pupils to complete their learning independently.

The Government set out that these timings will be matched to the equivalent length of core teaching that pupils receive in school which is

- Key Stage 1 – 3 hours a day on average, with less for younger children in year 1 and Year R
- Key stage 2 – 4 hours a day

In years 1-6 we will continue to provide a focus on reading and phonics since these skills allow children to access all other learning, as well as maths, online safety, PE and physical activity and subjects which continue to be delivered through our Discovery curriculum. We will continue to use apps such as Purple Mash and AR to support.

In year R, we will continue with the same approach that is used in school, using Tapestry to communicate and celebrate achievements for our youngest children.

We will provide access to online reading sites which support reading for pleasure, as well as developing phonics for our early readers using Little Wandle resources.

What about if I don't have access to technology to support my child?

We are aware from the previous lockdowns that the majority of children either have their own device, or access to a shared family device to learn remotely. However, if this is not the case, please contact us so we can see how best to support you. Our learning platform can also be accessed on Playstation and Xbox.

How will my child be taught remotely?

We use a combination of the following approaches:

Year R

- Year R will continue to use Tapestry to access their learning

Years 1-6

- Will continue to use Microsoft Office 365 and Teams. Every child has a login – although if they have not accessed their account since the lockdowns the password may need changing. You should be able to do this yourself via the 'forgot password' link when logging in

Resources which **may** be used:

- Pre-recorded teacher lesson inputs. These could feature any of the teachers from your child's year group, not just only your child's teacher
- Video lessons from well recognised sites, such as BBC BiteSize or Oak National Academy
- Resources to support learning, such as word mats, word banks, knowledge organisers, links for research websites and so on
- Links to apps used by your child in school such as Purple Mash, TT Rockstars, AR and so on
- Online and 'off-line' activities which your child can complete. These can be returned via the Teams platform
- Online reading portals – such as Get Epic which uses AR levelled books as well as a huge range of reading for pleasure non-fiction and fiction books. For some children we can also offer books loaned from school where no technology is available to use these platforms
- Pupils can message their teachers for support through Teams
- If your child remains well, but continues to be off school, your child's class teacher may arrange a Teams call with their class if this is appropriate and your child does not find this stressful

Please let us know how we can enable your child to speak with their teacher to get support and feedback if you have no broadband or limited mobile signal.

How will my child access remote education in years 1-6?

We will continue to use Tapestry for Year R and Teams for Years 1-6. All work can be accessed this way by your child and submitted back – either as an assignment which is returned, or by taking photos and sending these back in Teams. A parent guide to using Teams is available on our websites.

What do you expect from us as parents and carers?

In line with the current guidance, your child should stay at home whilst they are unwell. If your child is unwell, they are not expected to undertake learning at home. Please see this guidance for more information [Coronavirus \(COVID-19\) symptoms in children - NHS \(www.nhs.uk\)](https://www.nhs.uk/conditions/coronavirus/coronavirus-symptoms-in-children/)

The remote education is designed to help your child learn along with their class and be accessible with minimal support. The remote education is in line with national guidance expectations, but we are realistic about the demands placed on you when working from home, caring for wider family and juggling the needs

of your children. If your child is on the SEND register and struggling to access their learning due to their learning needs, please contact the SENCo and the class teacher.

How do I contact the teacher? What if the teacher is unwell?

Please contact the school office if you have any queries and they will ask a member of the team to contact you directly. Please continue to be respectful when making any complaints or concerns known to staff. If your class teacher is off-sick, then other members of the team will do their best to arrange to cover any of your emails and questions and work from your children.

How will you assess my child's work and progress?

Your child's class teachers will review daily all work that is submitted to them on Teams. Some work will be 'returned' with some written feedback and/or specific comments in the body of the work to identify to your child where their work can be improved – this is usually done in school with verbal feedback. Sometimes whole class feedback will be given in the Posts section underneath the assignment – again this is something that would be normal practice in the classroom. The teachers can also use quizzes and apps such as TT Rockstars to assess your child's learning.





Not all work will be returned with written feedback – again our approach in school is that we only use written marking where it can benefit and improve your child's learning. Your teacher will use the work your child has submitted to check on their learning and understanding and help them to continue to progress.

My child has additional learning needs – what help will they get?

Where your child is on the SEND register, the SENCo will assess what additional resources your child will need to help them learn at home. This may include Irlen coloured paper exercise books or filters or resources such as fiddle toys. If this is the case, she will contact you to arrange for the resources to be collected on loan.

Teams provides Immersive Reader which can be found in many apps – look out for this icon – sometimes it can be found in the View menu if it is not obvious on-screen.



- In this you can get the computer to read the text using the  button
- Click the  button to change text preferences, including text size & spacing and change the background colour to help children with Irlen visual processing difficulties
- Click the  button to switch on syllables to help your child break the words down when reading
- Click  the button to add a reading ruler to show less text on the page (helps some dyslexic and ASD children) or convert the whole text into another language if your family speak another language at home so you can understand the text more easily
- Clicking on a word will call up a picture dictionary to help children understand the meaning of the word

How can I support my child to be safe online?

Please continue to be mindful about the other apps that your child is accessing online and keep conversations going with your child about what to do if they see something online that makes them uncomfortable. Latest research by Internet Matters highlights that talking more to children about their online lives can have a real

benefit, rather than just giving advice – obviously this needs to be in line with the age and stage of development of your child.

Your child's class team will contain all the apps and website links your child will need to use, so this will keep them safer whilst doing their learning online. However, it is important that age appropriate parental controls are on digital devices and that filters are in place to block malicious websites. Here are some other resources that are Government recommended:

- [Thinkuknow](#) provides advice from the National Crime Agency (NCA) on staying safe online
- [Parent info](#) is a collaboration between Parentzone and the NCA providing support and guidance for parents from leading experts and organisations
- [Childnet](#) offers a toolkit to support parents and carers of children of any age to start discussions about their online life, to set boundaries around online behaviour and technology use, and to find out where to get more help and support
- [Internet matters](#) provides age-specific online safety checklists, guides on how to set parental controls on a range of devices, and a host of practical tips to help children get the most out of their digital world
- [London Grid for Learning](#) has support for parents and carers to keep their children safe online, including tips to keep primary aged children safe online
- [Net-aware](#) has support for parents and carers from the NSPCC, including a guide to social networks, apps and games
- [Let's Talk About It](#) has advice for parents and carers to keep children safe from online radicalisation
- [UK Safer Internet Centre](#) has tips, advice, guides and other resources to help keep children safe online, including parental controls offered by home internet providers and safety tools on social networks and other online services

Should you have any concerns about your child accessing inappropriate content please do contact the school by phone or using the class email address. Alternatively, you can get support for harmful or upsetting content via:

- reporting harmful online content to the [UK Safer Internet Centre](#)
- getting government advice and trusted resources from [Educate Against Hate](#) on safeguarding from radicalisation, building resilience to extremism, and promoting shared values

Bullying or online abuse support:

- get advice on reporting online abuse from the National Crime Agency's [Child Exploitation and Online Protection command](#)
- get advice and support from [Anti-Bullying Alliance](#) for children who are being bullied